

# **EVERGREEN MACRO**

**Before and After Planting**



**Evergreen Macro Wall**  
**in Smithtown on**  
**Long Island, New York**

The image features a solid teal background. In the bottom right corner, there is a stylized silhouette of a mountain range in a slightly darker shade of teal. The text is centered and rendered in a bold, white, sans-serif font.



**End of Construction**



**Planting Container Plants for Fast Growth**



**Wall after about three wet spring months**



**Wall after Second Year**



**Wall after Four Years**

# Wall along Motorway A51 near Grenoble, France






# Wall along Motorway A51 near Grenoble, France

Deep cut into medium hard  
Rock Using Soil Nailing

Some 7000 m<sup>2</sup>, 75'000 sf

A stylized silhouette of a mountain range in a teal color, located at the bottom right of the slide.



**After  
Planting**



Four years later



**International Airport of Brussels, Belgium**

**Highest Sound Wall Built. H = 18m, 59 ft.**




**After two  
Years**



**Novalles, VD, Switzerland**

# **Novalles, VD, Switzerland after two years**

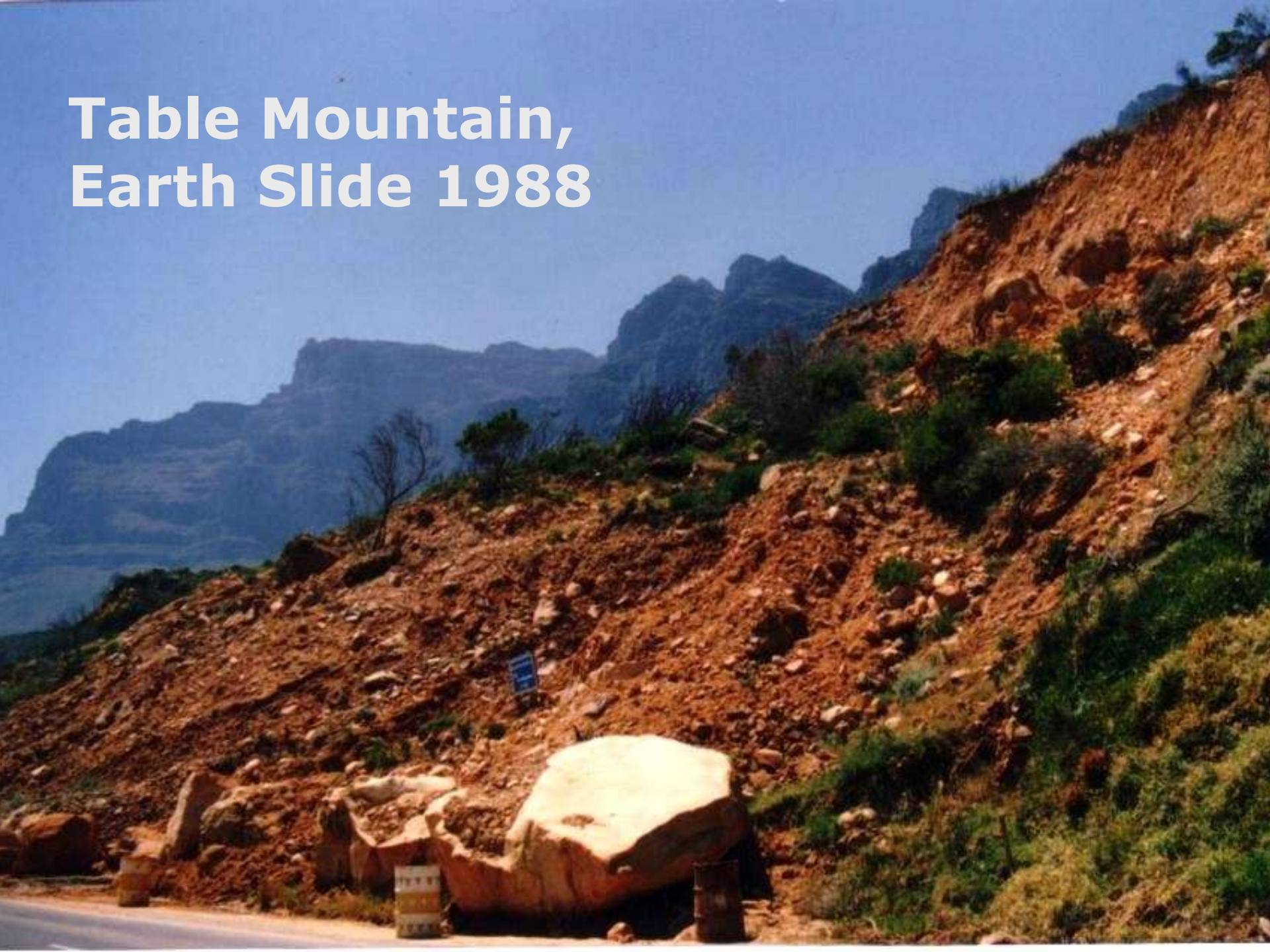


# Landslide Repair

- along Victoria Drive
  - to Houtbay,
  - Cape Town Area,
  - South Africa
- 
- A stylized silhouette of a mountain range in a teal color, located in the bottom right corner of the slide.




# Table Mountain, Earth Slide 1988





**Evergreen Macro Wall Built, after 2 Years**

**Wall totally covered  
after 6 years**



END

